

Infill Guidance Webinar Series

Land Use

Agenda

60 minutes

1. Introduction of Facilitators
2. Community Agreements
3. Infill Policy Review
4. Costs of sprawl
5. Q&A - At least 15 minutes

This meeting is being recorded and will be posted on sc.org/infill in the coming days

Facilitators

Tim Frank (he/him)

Rebekah Whilden (she/her)

Community Agreements

- Keep yourself muted.
- Practice active listening: listen for understanding, not response
- Expect and accept non-closure
- Minimize use of jargon and explain terms when you speak, type jargon in the chat if you don't know what something means
- Use the google form to ask questions.
 - This is an information sharing webinar and not a debate.

Policy Review

The Sierra Club supports transformative strategies that build communities that feature:

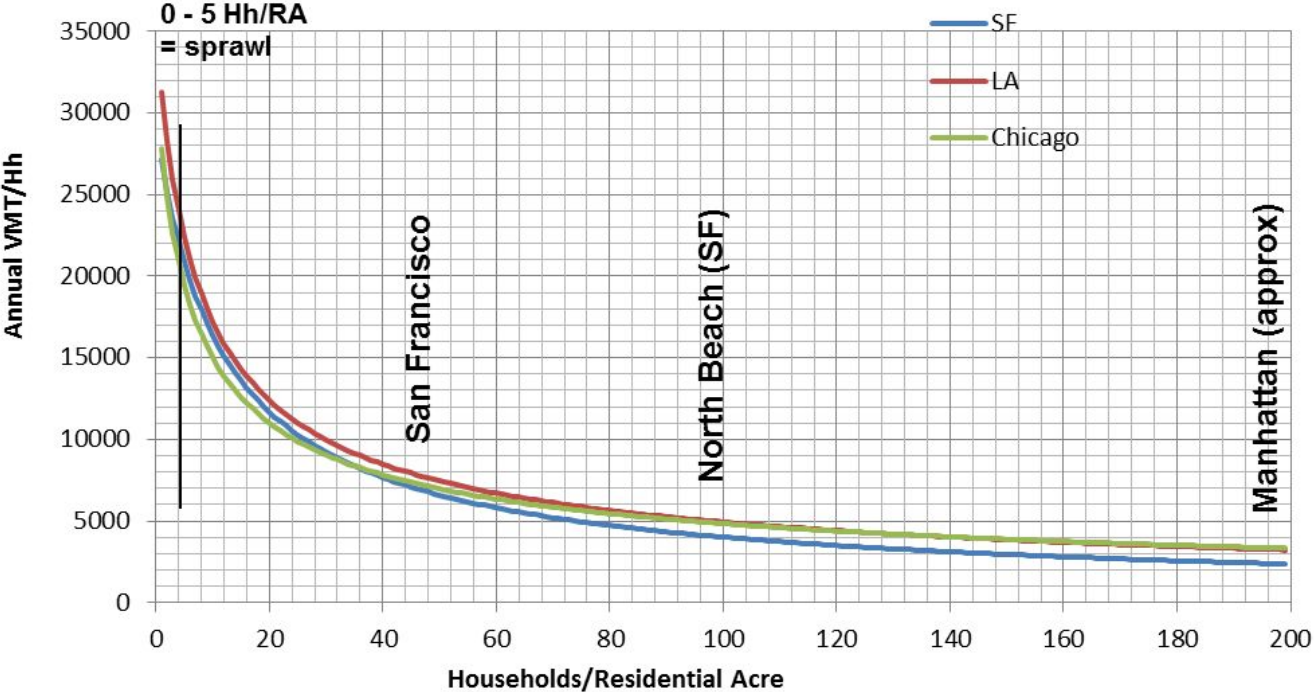
- Affordable housing accessible to all;
- Transit, bike, and pedestrian first approaches to transportation;
- Expanded opportunities for all residents to participate in the local economy and civic decisions;
- Living wage jobs;
- A balance between employment opportunities and housing;
- Access to education, services, amenities, and recreation that improve overall quality of life; and
- Measures and policies that increase climate resilience.

Guidance Overview

Over the last century, racially driven housing, labor, transportation and economic development policies worked together to systematically exclude low income people and people of color from opportunity. Healing those wounds will require not just rebuilding communities left behind, but intentionally listening to low income voices and honoring their agency in choosing solutions.

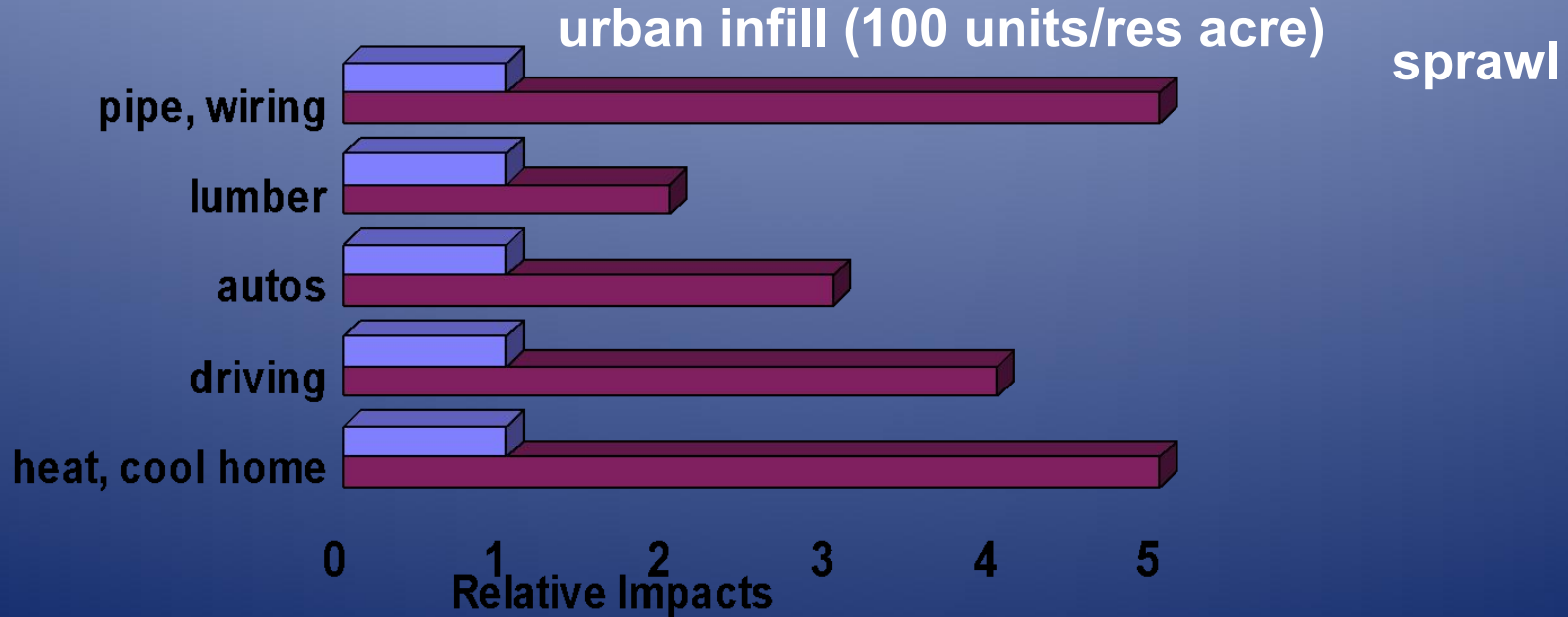
As part of the Sierra Club's journey to becoming a more just, equitable, and inclusive organization, the Sierra Club Board of Directors adopted the Jemez Principles for Democratic Organizing in 2014. These principles were used to create the Infill Policy and to guide the creation of the Guidance.

Driving vs Residential Density

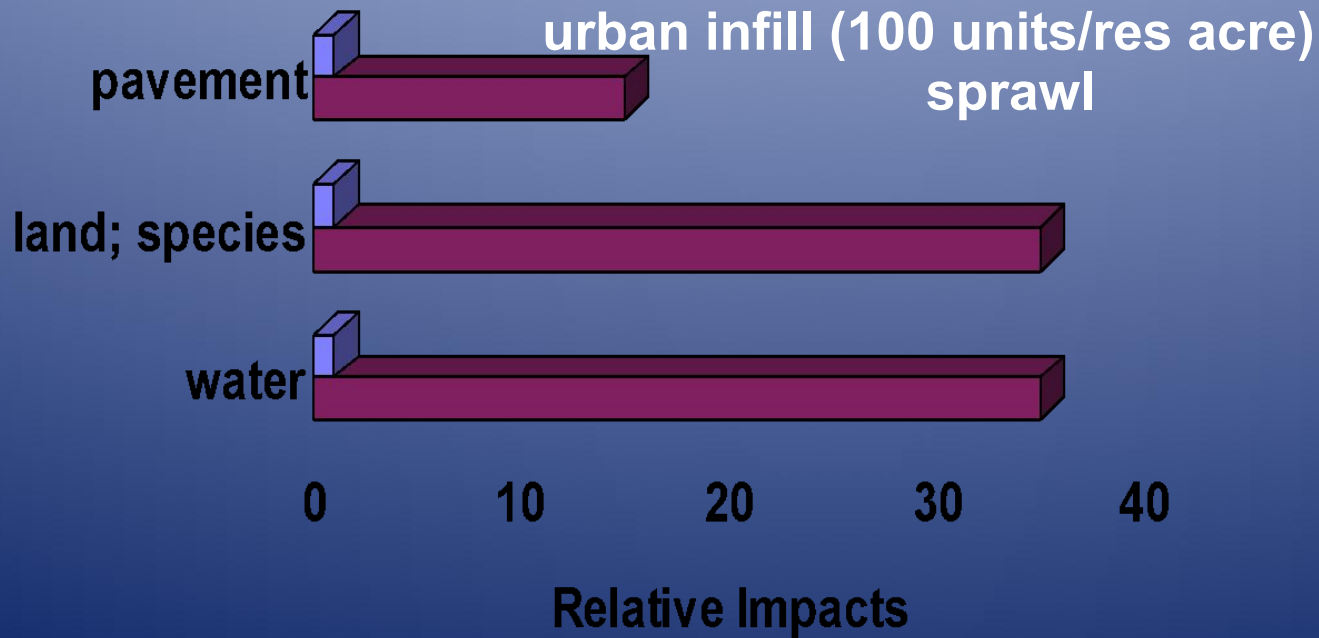


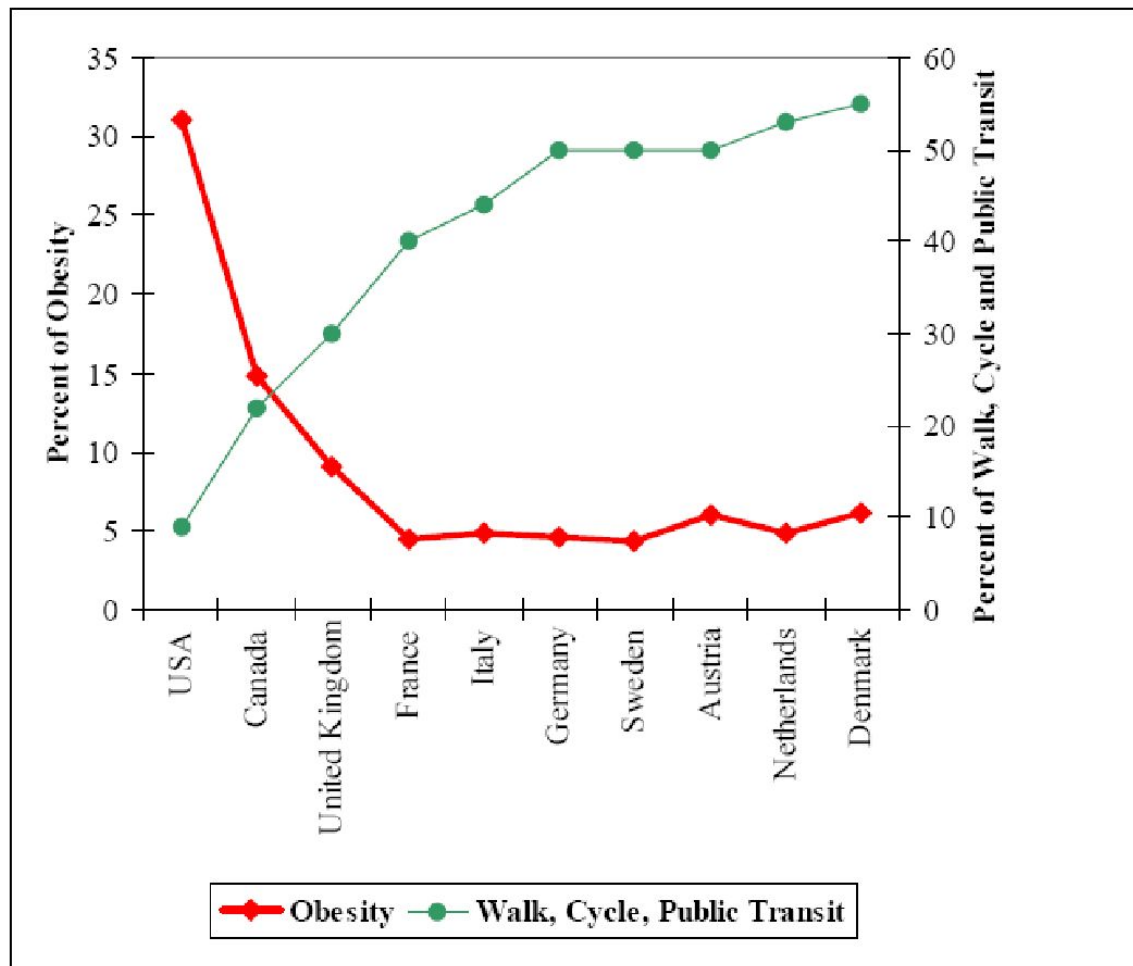
The Costs of Sprawl:

Urban Infill vs Suburban Sprawl



The Costs of Sprawl: Urban Infill vs Suburban Sprawl





Source: Pucher 2004.

Americans drive more than others
transportation = 1/3 GHG; 70% oil

Why?

- ▶ Hoover zoning codes - SFD, wide streets, off-street pkg, no stores
- ▶ Sprawl subsidies: VHA, Fanny Mae, Freddie Mac, mortgage deductions, redlining, sewers
- ▶ Interstates: bulldoze & divide communities, traffic/pollution, access farmland

Impact: drive for every loaf of bread = hi VMT

Key Equity Commitments:

- ▶ Development should honor and support the right to organize and promote quality union jobs and livable wages for both construction work and the permanent jobs that follow. Construction work should pay prevailing wages and utilize apprentices.
- ▶ Every Neighborhood should host its fair share of affordable housing through equitable zoning, regulation, and investment





WINDSOR

GET IT









Resources

- [Planning for Equity Policy Guide](#)
- [Smart Growth and Economic Success: Investing in Infill Development](#)
- [Land Use and Community Planning Strategies Can Promote Health Equity](#)
- [Equitable Development as a Tool to Advance Racial Equity](#)
- [Zoning Matters: How Land-Use Policies Shape Our Lives](#)
- [Land Use Policies in the Suburbs](#)

Q&A

Put your questions in the google form!